

Quartz

Thru Hole

ADX Series



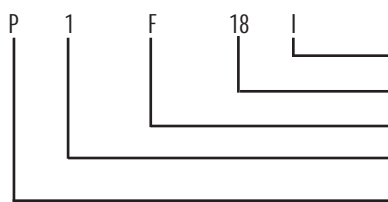
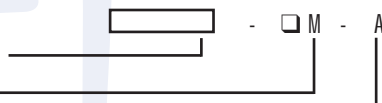
Package Type	ADXUM1 (UM-1) ADX49 (HC49/U)	pg19 pg19	ADXUM5 (UM-5) ADX49S (HC49/S)	pg19 pg20				
Frequency	MHz	M	KHz	K				
Frequency Tolerance @ 25°C	±100ppm ±50ppm ±45ppm	A B C	±40ppm ±35ppm ±30ppm	D E F	±25ppm ±20ppm ±15ppm	G H I	±10ppm ±5ppm	J K
Frequency Stability Over Temperature	±100 ppm ±50 ppm ±45 ppm	P Q R	±40 ppm ±35 ppm ±30 ppm	S T U	±25 ppm ±20 ppm ±15 ppm	V W X	±10 ppm ±5 ppm	Y Z
Operating Temperature Range	0°C to +70°C -10°C to +60°C	1 2	-20°C to +70°C -40°C to +75°C	3 4	-40°C to +85°C -40°C to +90°C	5 6	0°C to +55°C -40°C to +125°C	7 8
Operating Mode	Fundamental 3rd Overtone	F 3	5th Overtone 7th Overtone	5 7	9th Overtone	9		
Load Capacitance	6 pF 6 10 pF 10 12 pF 12	18 pF 18 20 pF 20 22 pF 22		30 pF 30 32 pF 32 50 pF 50		Series S		
Options	Third Lead	L	Insulator Tab	I	Tape & Reel	T	Vinyl Sleeving	V

EXAMPLE

PACKAGE TYPE

FREQUENCY

FREQUENCY TOLERANCE @ 25°C



OPTIONS

LOAD CAPACITANCE

OPERATING MODE

OPERATING TEMPERATURE RANGE

FREQUENCY STABILITY OVER TEMPERATURE

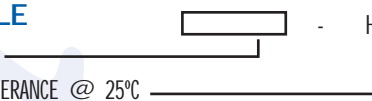
Cylindrical

Package Type	ADX26T	pg21	ADX38T	pg22	ADX310	pg23
Frequency	MHz	M	KHz	K		
Frequency Tolerance @ 25°C	±100ppm ±50ppm ±45ppm ±40ppm	A B C D	±35ppm ±30ppm ±25ppm ±20ppm	E F G H	±15ppm ±10ppm ±5ppm	I J K
Load Capacitance	6 pF	6	7 pF	7	12.5 pF	12.5
Options	Bulk	Blank	Insulator Tab	I	Tape & Reel	T

EXAMPLE

PACKAGE TYPE

FREQUENCY TOLERANCE @ 25°C




FREQUENCY

OPTIONS

LOAD CAPACITANCE

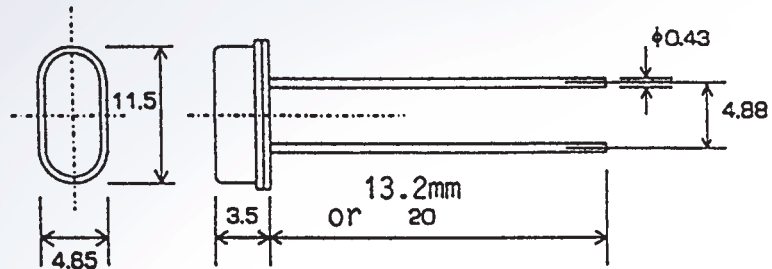
ADX49S



FEATURES

- The ADX-49S is a high-performance miniature crystal unit manufactured with ultrahigh-precision processing technology.
- Excellent vibration resistance, shock resistance and environmental characteristics.
- Applications: AV equipment, OA equipment, communication equipment and measuring instruments.

UNIT DIMENSION (unit: mm)



STANDARD SPECIFICATIONS

Package Type		ADX49S	Conditions
Frequency Range	F	3.500 MHz ~ 60.000 MHz	Fundamental
Frequency Tolerance 25°C	$\Delta f/F$	± 30 ppm or ± 50 ppm	Reference Temperature
-10°C ~ +70°C			
Freq. vs. Temperature Characteristics		± 30 ppm or ± 50 ppm	Adjustment Tolerance
Operating Temperature Range		-10°C ~ +70°C	
Storage Temperature Range		-40°C ~ +85°C	
Equivalent Series Resistance	R_s	See Drawing	
Load Capacitance	C_L	Please Specify	
Shunt Capacitance	C_o	7 pF max.	
Drive Level	DL	100 μ W	
Insulation Resistance		500 M Ω min.	DC 100V ± 15 V
Aging (for first year)	$\Delta f/F$	± 5 ppm max.	T = 25°C ± 3 °C
Sealing		1×10^{-7} mber-l/sec. max.	
Shock Resistance		± 10 ppm max.	
		Drop Test of 3 times on a Hard Board from 75 cm Height.	

EQUIVALENT SERIES RESISTANCE (E.S.R.)

Frequency (MHz)	Vibration Code	E.S.R. max.
2.5 MHz to 3.8 MHz	Fundamental	150 Ω
3.81 MHz to 4.1 MHz	Fundamental	120 Ω
4.11 MHz to 5.0 MHz	Fundamental	100 Ω
5.01 MHz to 6.0 MHz	Fundamental	80 Ω
6.01 MHz to 8.0 MHz	Fundamental	70 Ω
8.01 MHz to 10 MHz	Fundamental	60 Ω
10.01 MHz to 12 MHz	Fundamental	50 Ω
12.01 MHz to 26 MHz	Fundamental	40 ~ 50 Ω
28.0 MHz to 30 MHz	3rd Overtone	60 ~ 80 Ω

FREQUENCY vs. TEMPERATURE CHARACTERISTICS

