

# Temp. Controlled Oscillators

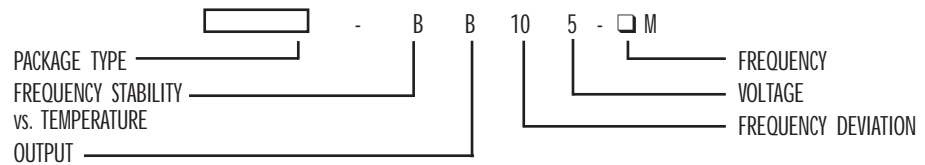
SMD & Thru Hole

ADVTCXO & ADVCTCXO Series



Package Type	ADTCXOH	SMD	pg36	ADVTCXOI	SMD	pg36
	ADTCXOI	SMD	pg36	ADVTCXOJ	SMD	pg36
	ADTCXOJ	SMD	pg36	ADVTCXOK	SMD	pg36
	ADTCXOK	SMD	pg36	ADVTCXOL	SMD	pg36
	ADTCXOL	SMD	pg36	ADTCXOG	Thru Hole	pg37
	ADVTCXOH	SMD	pg36	ADVCTCXOG	Thru Hole	pg38
Frequency Stability vs. Temperature	±5ppm (0°C~50°C) A		±2.5ppm (-30°C~75°C) C		Custom D	
Output	TTL		A	CMOS Compatible		C
	CMOS		B	Clipped SINEwave		D
Frequency Deviation	No Connection		BLANK	±10ppm min		10
Voltage	±5ppm min		5			
	3.3V		3	5.0V		5

## EXAMPLE




# Voltage & Temp. Controlled OSC.

Surface Mount

ADVCTCXO Series (H, I, J, K, L)



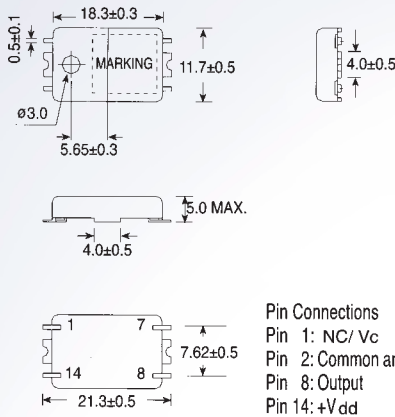
## ADVCTCXOH-L



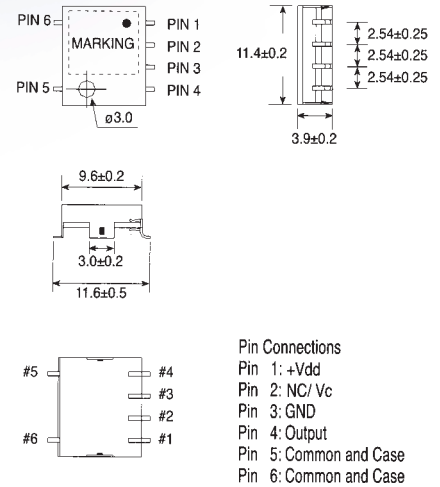
### FEATURES

- Ultra miniature package suitable for portable products.
- Excellent frequency stability and aging.
- Custom requirements available.
- Application: Cellular/PCS handsets, Wireless platforms (MMDS, LMDS, Base station satellite communications).

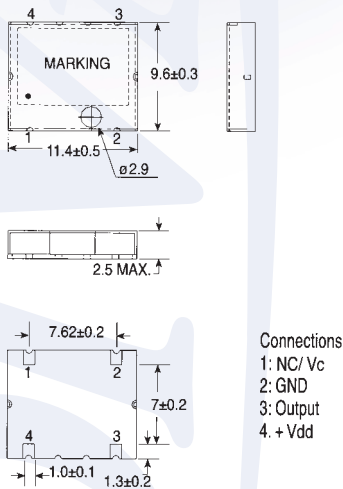
ADVCTCXOH (unit: mm)



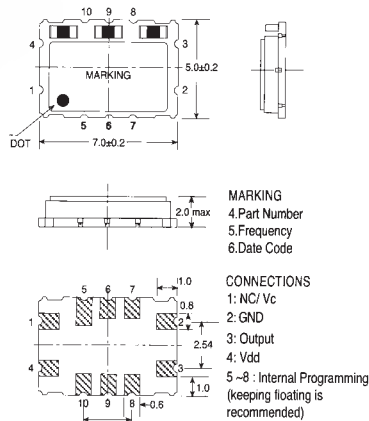
ADVCTCXOI (unit: mm)



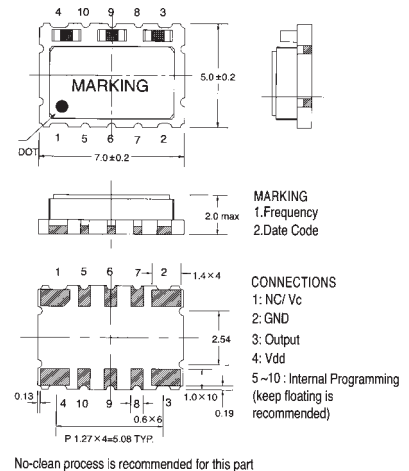
ADVCTCXOJ (unit: mm)



ADVCTCXOK (unit: mm)



ADVCTCXOL (unit: mm)



### STANDARD SPECIFICATIONS

Package Type	ADVXOH, ADVXOI, ADVXOJ, ADVXOK, ADVXOL	
Standard Frequency	9.6, 10, 12, 12.8, 13, 14.4, 15.36, 19.68, 20 MHz	
Frequency Range	9.6 ~ 35 MHz	9.6 ~ 35 MHz
Frequency Stability vs. Temperature Range	±5 ppm (0°C ~ 50°C) ±2.5 ppm (-30°C ~ 75°C)	±2.5 ppm (-15°C ~ 55°C) Custom
Frequency Stability vs. Voltage	±0.3 ppm (Vdd ±5%)	
Frequency Adjustment	±3 ppm min. (tuned by internal trimmer)	
Frequency Control Range	±5 ppm min. ±12 ppm max.	1.5 ±1 Vdc
Supply Voltage	Vdd = 5V	Vdd = 3V
Output Level (Clipped Sinewave)*	1.0 Vpp min.	0.8 Vpp min.
Supply Current	2 mA max.	2 mA max.
Output Load	10K Ω//10 pF	10K Ω//10 pF
Aging	±1 ppm/year	

### TEST CIRCUIT

