

# Multilayer Chip Beads

Surface Mount

ADMLB Series



## ADMLB

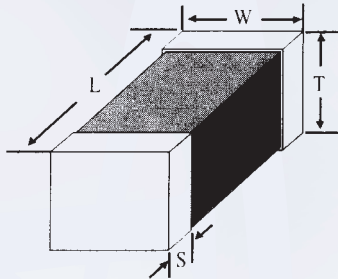
### INTRODUCTION

The ADMLB series chip ferrite devices are categorized as noise limiting for EMI/RFI issue and are widely used in communication applications, computers, digital and other information system products. These ferrite devices are typically useful when there is poor or no ground available, or capacitance cannot be tolerated by some high speed data line.

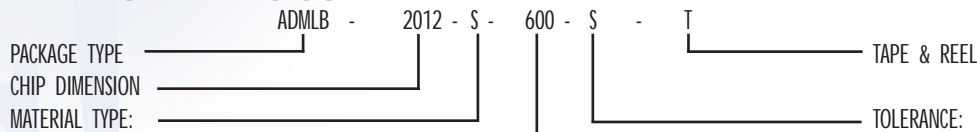


### FEATURES

- Operating Temperature: -25°C to +85°C
- A closed circuit formed by internal silver printed layer, acting like a magnetic shield, minimizes heat generation and cross-talk.
- Nickel barrier termination makes the part suitable to use at either wave or IR soldering process.
- Easy to use, serial connection to Signal/Power lines for noise limiting purpose.
- 3 types of ferrite material and wide range of Impedance value for flexible needs.



### PART NUMBERING GUIDE



S: FOR GENERAL APPLICATION.

P: IDENTICAL TO SD, BUT WITH HIGH CURRENT CAPABILITY.

N: NARROW BAND, HAVING SHARP IMPEDANCE CHARACTERISTICS.

TOLERANCE:  
 S = ±25%

IMPEDANCE VALUE:  
 060 = 6Ω  
 150 = 15Ω  
 601 = 600Ω  
 102 = 1000Ω

### SPECIFICATIONS

SIZE	LENGTH (L) (inch) mm	WIDTH (W) (inch) mm	THICKNESS (T) (inch) mm	TERMINAL (S) (inch) mm
ADMLB-1608	(0.063 ± 0.008) 1.60 ± 0.2	(0.031 ± 0.006) 0.80 ± 0.15	(0.033 ± 0.008) 0.85 ± 0.2	(0.012 ± 0.004) 0.30 ± 0.1
ADMLB-2012	(0.080 ± 0.008) 2.00 ± 0.2	(0.050 ± 0.008) 1.25 ± 0.2	(0.033 ± 0.008) 0.85 ± 0.2	(0.020 ± 0.012) 0.50 ± 0.3
ADMLB-2012	(0.080 ± 0.008) 2.00 ± 0.2	(0.050 ± 0.008) 1.25 ± 0.2	(0.050 ± 0.008) 1.25 ± 0.2	(0.020 ± 0.012) 0.50 ± 0.3
ADMLB-3216	(0.126 ± 0.008) 3.20 ± 0.2	(0.063 ± 0.008) 1.60 ± 0.2	(0.050 ± 0.008) 1.05 ± 0.2	(0.020 ± 0.012) 0.50 ± 0.3
ADMLB-3216	(0.126 ± 0.008) 3.20 ± 0.2	(0.063 ± 0.008) 1.60 ± 0.2	(0.063 ± 0.008) 1.60 ± 0.2	(0.020 ± 0.012) 0.50 ± 0.3
ADMLB-4516	(0.180 ± 0.010) 4.50 ± 0.25	(0.063 ± 0.008) 1.60 ± 0.2	(0.063 ± 0.008) 1.60 ± 0.2	(0.028 ± 0.012) 0.70 ± 0.3
ADMLB-4532	(0.180 ± 0.010) 4.50 ± 0.25	(0.126 ± 0.008) 3.20 ± 0.2	(0.063 ± 0.008) 1.60 ± 0.2	(0.028 ± 0.012) 0.70 ± 0.3

# Multilayer Chip Beads

Surface Mount

ADMLB Series — Continued

## ADMLB-S SERIES STANDARD SPECIFICATIONS

PACKAGE TYPE	IMPEDANCE <sup>1</sup> ( $\Omega$ )		PERCENT TOLERANCE	RDC <sup>2</sup> MAX. ( $\Omega$ )	IDC <sup>3</sup> CURRENT (mA)
ADMLB-1608S-300S - T	30	@ 100 MHz	S	0.20	200
ADMLB-1608S-400S - T	40	@ 100 MHz	S	0.20	200
ADMLB-1608S-600S - T	60	@ 100 MHz	S	0.20	200
ADMLB-1608S-800S - T	80	@ 100 MHz	S	0.30	200
ADMLB-1608S-121S - T	120	@ 100 MHz	S	0.30	200
ADMLB-1608S-221S - T	220	@ 100 MHz	S	0.50	100
ADMLB-1608S-301S - T	300	@ 100 MHz	S	0.60	100
ADMLB-1608S-451S - T	450	@ 100 MHz	S	0.70	100
ADMLB-1608S-601S - T	600	@ 100 MHz	S	0.80	100
ADMLB-1608S-751S - T	750	@ 100 MHz	S	1.00	100
ADMLB-1608S-102S - T	1000	@ 100 MHz	S	1.00	100
ADMLB-2012S-070S - T	7	@ 100 MHz	S	0.10	600
ADMLB-2012S-090S - T	9	@ 100 MHz	S	0.10	600
ADMLB-2012S-110S - T	11	@ 100 MHz	S	0.10	600
ADMLB-2012S-170S - T	17	@ 100 MHz	S	0.10	500
ADMLB-2012S-320S - T	32	@ 100 MHz	S	0.20	500
ADMLB-2012S-600S - T	60	@ 100 MHz	S	0.30	400
ADMLB-2012S-700S - T	70	@ 100 MHz	S	0.30	400
ADMLB-2012S-800S - T	80	@ 100 MHz	S	0.40	400
ADMLB-2012S-121S - T	120	@ 100 MHz	S	0.40	200
ADMLB-2012S-151S - T	150	@ 100 MHz	S	0.50	200
ADMLB-2012S-221S - T	220	@ 100 MHz	S	0.60	200
ADMLB-2012S-301S - T	300	@ 100 MHz	S	0.90	200
ADMLB-2012S-401S - T	400	@ 100 MHz	S	0.90	200
ADMLB-2012S-501S - T	500	@ 100 MHz	S	1.00	200
ADMLB-2012S-601S - T	600	@ 100 MHz	S	1.00	200
ADMLB-2012S-102S - T	1000	@ 100 MHz	S	1.00	100
ADMLB-2012S-152S - T	1500	@ 100 MHz	S	1.00	100
ADMLB-3216S-190S - T	19	@ 100 MHz	S	0.15	500
ADMLB-3216S-260S - T	26	@ 100 MHz	S	0.15	500
ADMLB-3216S-320S - T	32	@ 100 MHz	S	0.15	500
ADMLB-3216S-500S - T	50	@ 100 MHz	S	0.20	400
ADMLB-3216S-600S - T	60	@ 100 MHz	S	0.30	400
ADMLB-3216S-700S - T	70	@ 100 MHz	S	0.30	400
ADMLB-3216S-900S - T	90	@ 100 MHz	S	0.30	400
ADMLB-3216S-121S - T	120	@ 100 MHz	S	0.40	400
ADMLB-3216S-151S - T	150	@ 100 MHz	S	0.50	200
ADMLB-3216S-201S - T	200	@ 100 MHz	S	0.50	200
ADMLB-3216S-401S - T	400	@ 100 MHz	S	0.50	200
ADMLB-3216S-501S - T	500	@ 100 MHz	S	0.50	200
ADMLB-3216S-601S - T	600	@ 100 MHz	S	0.50	200
ADMLB-3216S-102S - T	1000	@ 100 MHz	S	1.00	100
ADMLB-3216S-122S - T	1200	@ 100 MHz	S	1.00	100
ADMLB-3216S-202S - T	2000	@ 100 MHz	S	1.50	100

<sup>1</sup>Impedance is measured in HP-4286A LCR meter with HP-16192 fixture. <sup>2</sup>RDC is measured in HP-4338B milliohmmeter. <sup>3</sup>For 15°C rise.

# Multilayer Chip Beads

Surface Mount

ADMLB Series — Continued



## ADMLB-P SERIES STANDARD SPECIFICATIONS

PACKAGE TYPE	IMPEDANCE <sup>1</sup> ( $\Omega$ )	PERCENT TOLERANCE	RDC <sup>2</sup> MAX. ( $\Omega$ )	IDC <sup>3</sup> CURRENT (MA)
ADMLB-1608P-110S - T	11 @ 100 MHz	M, S	0.02	5000
ADMLB-1608P-250S - T	25 @ 100 MHz	M, S	0.03	4000
ADMLB-2012P-110S - T	11 @ 100 MHz	M, S	0.01	6000
ADMLB-2012P-320S - T	32 @ 100 MHz	M, S	0.03	4000
ADMLB-2012P-600S - T	60 @ 100 MHz	M, S	0.03	4000
ADMLB-2012P-800S - T	80 @ 100 MHz	M, S	0.03	4000
ADMLB-3216P-260S - T	26 @ 100 MHz	M, S	0.02	7000
ADMLB-3216P-320S - T	32 @ 100 MHz	M, S	0.02	6000
ADMLB-3216P-500S - T	50 @ 100 MHz	M, S	0.02	5000
ADMLB-3216P-700S - T	70 @ 100 MHz	M, S	0.02	5000
ADMLB-3216P-800S - T	80 @ 100 MHz	M, S	0.02	5000
ADMLB-3216P-900S - T	90 @ 100 MHz	M, S	0.03	4000
ADMLB-4516P-600S - T	60 @ 100 MHz	M, S	0.02	6000
ADMLB-4516P-700S - T	70 @ 100 MHz	M, S	0.03	6000
ADMLB-4516P-800S - T	80 @ 100 MHz	M, S	0.03	5000
ADMLB-4532P-700S - T	70 @ 100 MHz	M, S	0.03	7000
ADMLB-4532P-121S - T	120 @ 100 MHz	M, S	0.03	4000

## ADMLB-N SERIES STANDARD SPECIFICATIONS

PACKAGE TYPE	IMPEDANCE <sup>1</sup> ( $\Omega$ )	PERCENT TOLERANCE	RDC <sup>2</sup> MAX. ( $\Omega$ )	IDC <sup>3</sup> CURRENT (MA)
ADMLB-1608N-060S - T	6 @ 100 MHz	S	0.05	500
ADMLB-1608N-100S - T	10 @ 100 MHz	S	0.07	400
ADMLB-1608N-400S - T	40 @ 100 MHz	S	0.30	300
ADMLB-1608N-800S - T	80 @ 100 MHz	S	0.50	300
ADMLB-1608N-121S - T	120 @ 100 MHz	S	0.50	300
ADMLB-1608N-241S - T	240 @ 100 MHz	S	0.60	200
ADMLB-1608N-301S - T	300 @ 100 MHz	S	0.60	200
ADMLB-1608N-481S - T	480 @ 100 MHz	S	0.70	150
ADMLB-1608N-601S - T	600 @ 100 MHz	S	0.80	100
ADMLB-2012N-060S - T	6 @ 100 MHz	S	0.07	800
ADMLB-2012N-110S - T	11 @ 100 MHz	S	0.10	700
ADMLB-2012N-260S - T	26 @ 100 MHz	S	0.20	600
ADMLB-2012N-320S - T	32 @ 100 MHz	S	0.20	600
ADMLB-2012N-600S - T	60 @ 100 MHz	S	0.30	500
ADMLB-2012N-750S - T	75 @ 100 MHz	S	0.30	500
ADMLB-2012N-900S - T	90 @ 100 MHz	S	0.30	500
ADMLB-2012N-121S - T	120 @ 100 MHz	S	0.40	400
ADMLB-2012N-151S - T	150 @ 100 MHz	S	0.40	400
ADMLB-2012N-171S - T	170 @ 100 MHz	S	0.50	400
ADMLB-2012N-221S - T	220 @ 100 MHz	S	0.50	300
ADMLB-2012N-301S - T	300 @ 100 MHz	S	0.60	300
ADMLB-2012N-401S - T	400 @ 100 MHz	S	0.60	300
ADMLB-3216N-320S - T	32 @ 100 MHz	S	0.20	600
ADMLB-3216N-600S - T	60 @ 100 MHz	S	0.30	500
ADMLB-3216N-800S - T	80 @ 100 MHz	S	0.30	500
ADMLB-3216N-900S - T	90 @ 100 MHz	S	0.30	500
ADMLB-3216N-121S - T	120 @ 100 MHz	S	0.40	400
ADMLB-3216N-151S - T	150 @ 100 MHz	S	0.40	400
ADMLB-3216N-201S - T	200 @ 100 MHz	S	0.50	300
ADMLB-3216N-221S - T	220 @ 100 MHz	S	0.50	300
ADMLB-3216N-351S - T	350 @ 100 MHz	S	0.60	300
ADMLB-3216N-401S - T	400 @ 100 MHz	S	0.60	300
ADMLB-3216N-601S - T	600 @ 100 MHz	S	0.80	300
ADMLB-3216N-122S - T	1200 @ 100 MHz	S	1.00	200
ADMLB-3216N-152S - T	1500 @ 100 MHz	S	1.20	150

<sup>1</sup>Impedance is measured in HP-4286A LCR meter with HP-16192 fixture. <sup>2</sup>RDC is measured in HP-4338B milliohmmeter. <sup>3</sup>For 15°C rise.



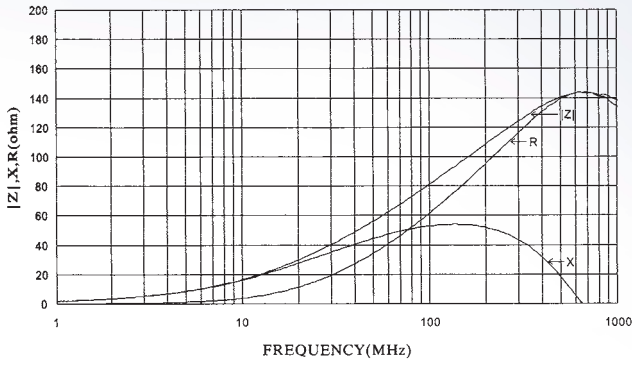
# Multilayer Chip Beads

Surface Mount

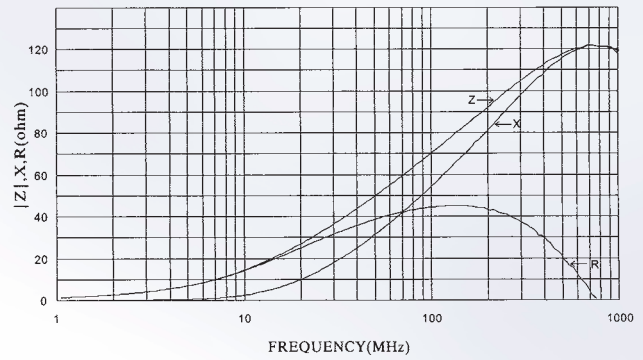
ADMLB Series — Continued

## ELECTRICAL CHARACTERISTIC — S SERIES

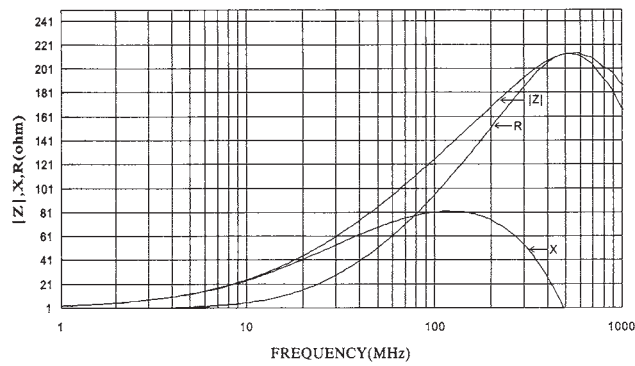
ADMLB-1608S-800S



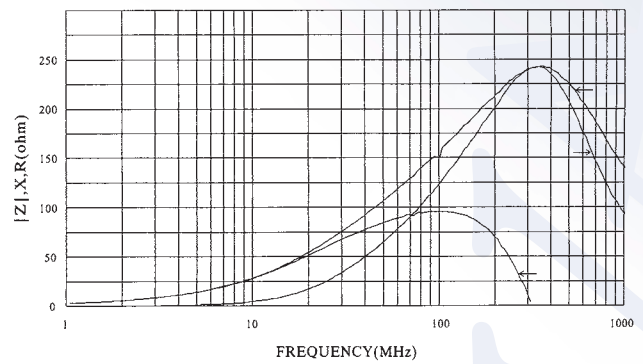
ADMLB-2012S-700S



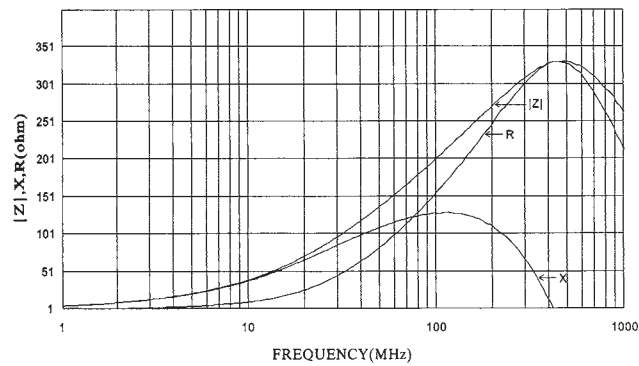
ADMLB-1608S-121S



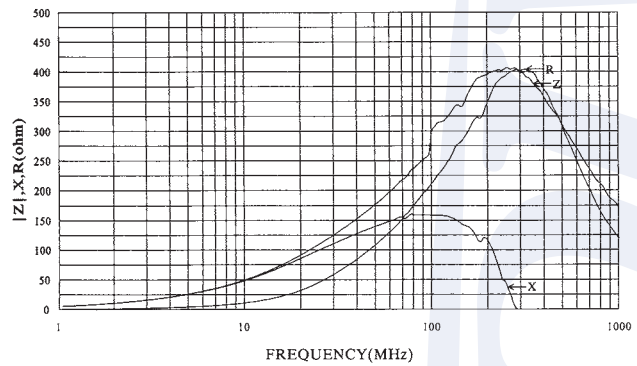
ADMLB-2012S-151S



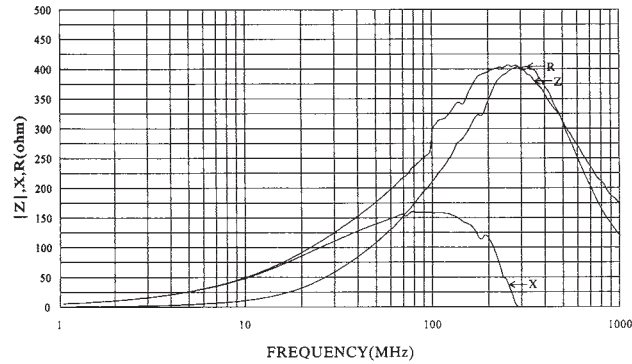
ADMLB-1608S-221S



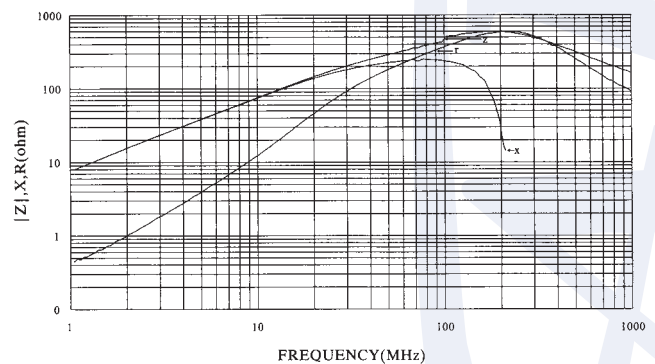
ADMLB-2012S-301S



ADMLB-1608S-301S



ADMLB-2012S-501S



XTAL

OSC

VCXO  
VCO

TCXO  
VCTCXO

FLTR

RES

IND

INDUCTORS



# Multilayer Chip Beads

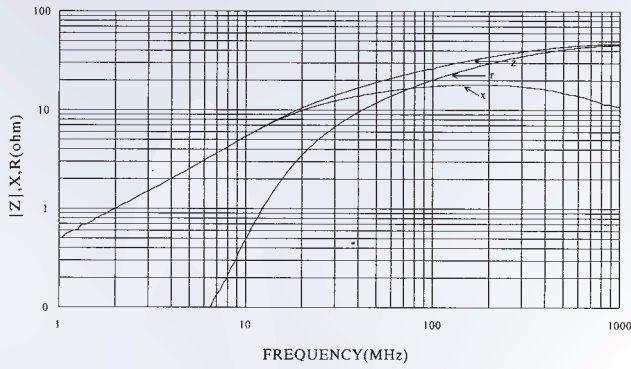
Surface Mount

ADMLB Series — Continued

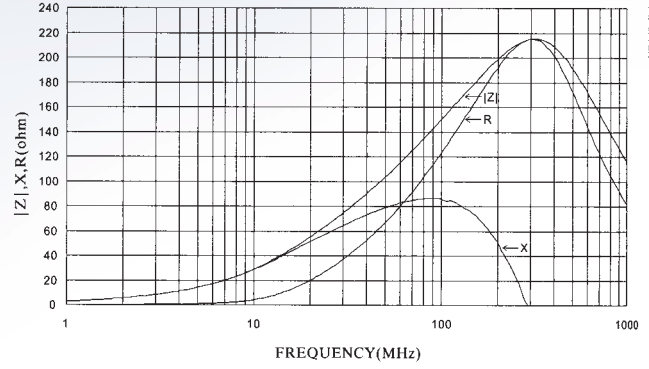


## ELECTRICAL CHARACTERISTIC — S SERIES

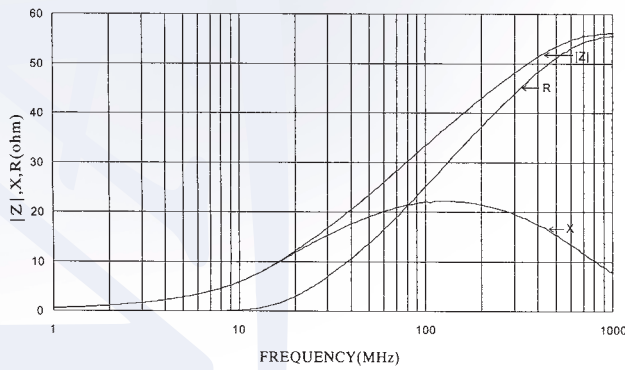
ADMLB-3216S-260S



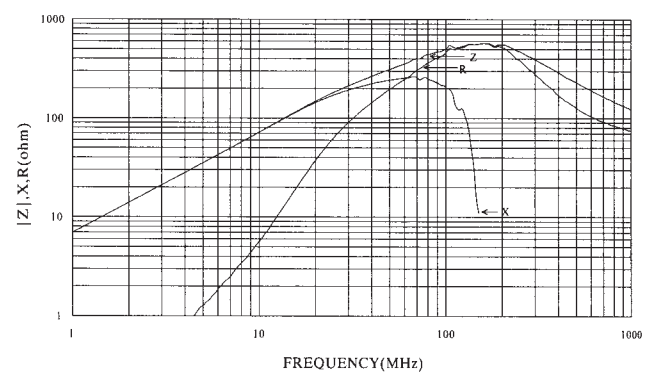
ADMLB-3216S-151S



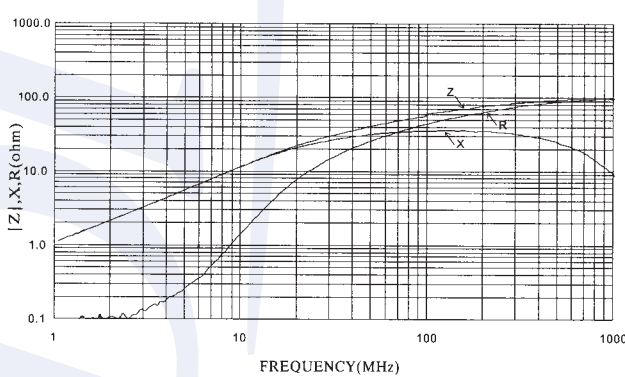
ADMLB-3216S-320S



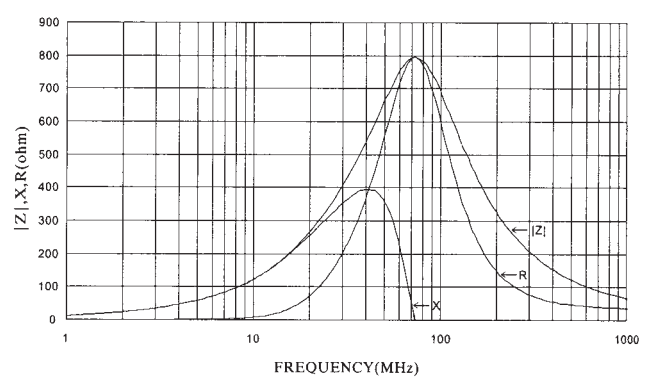
ADMLB-3216S-501S



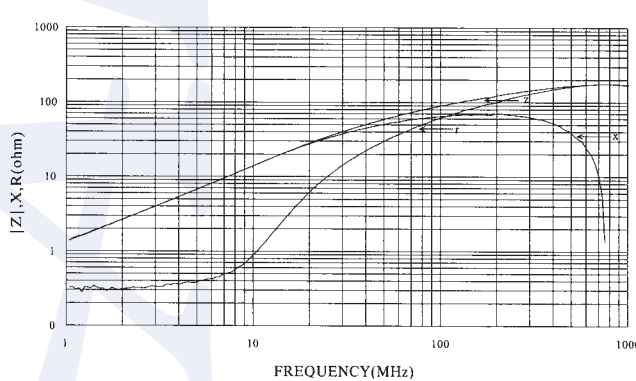
ADMLB-3216S-600S



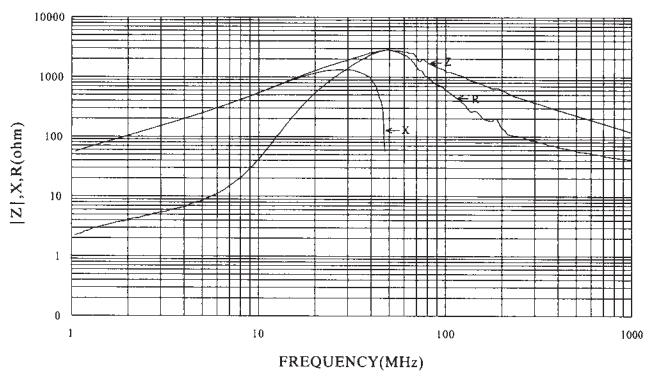
ADMLB-3216S-601S



ADMLB-3216S-900S



ADMLB-3216S-122S



# Multilayer Chip Beads

Surface Mount

ADMLB Series — Continued

## ELECTRICAL CHARACTERISTIC — P SERIES

XTAL

OSC

VCXO  
VCO

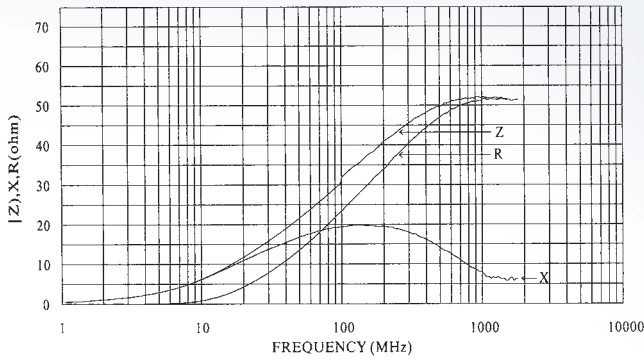
TCXO  
VCTCXO

FLTR

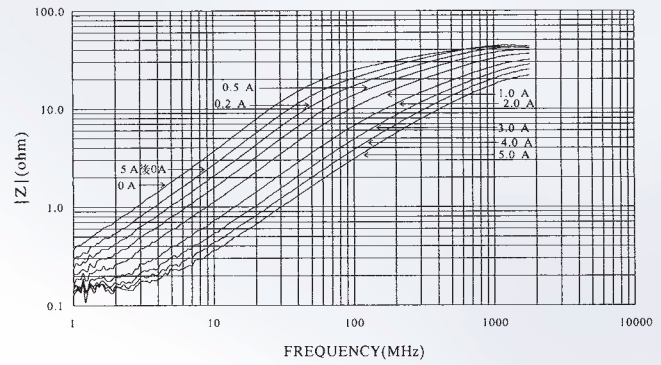
RES

IND

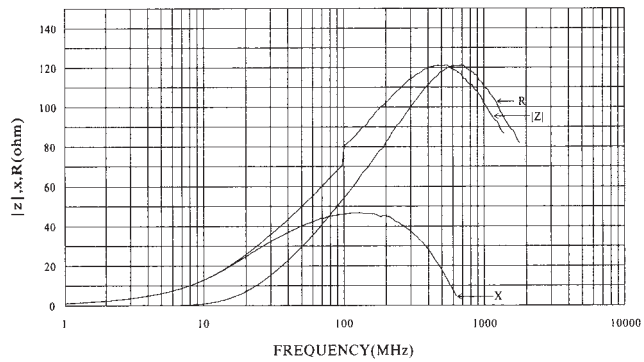
ADMLB-2012P-320S



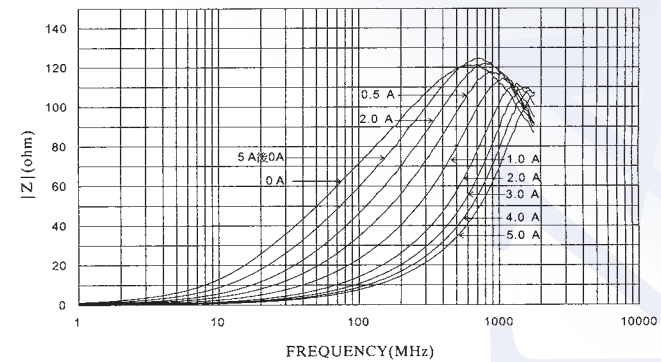
ADMLB-2012P-320S



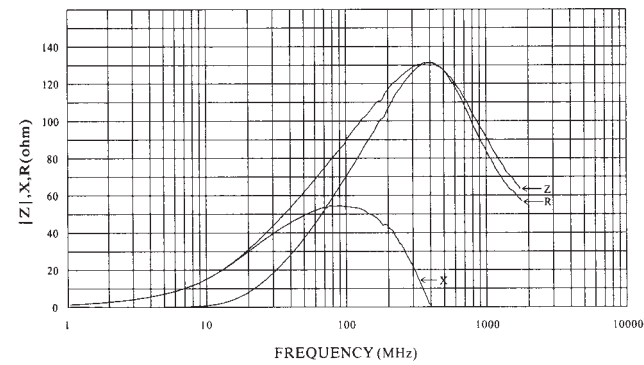
ADMLB-3216P-800S



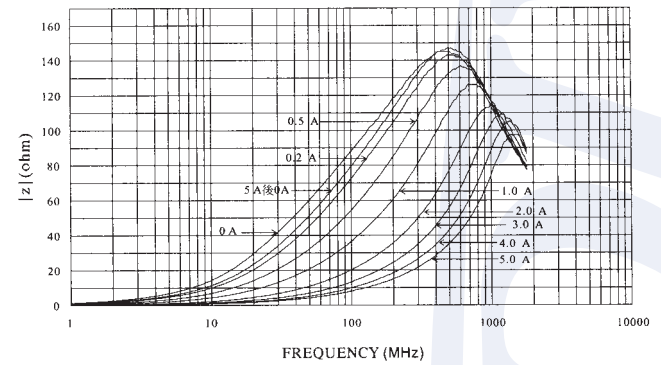
ADMLB-3216P-800S



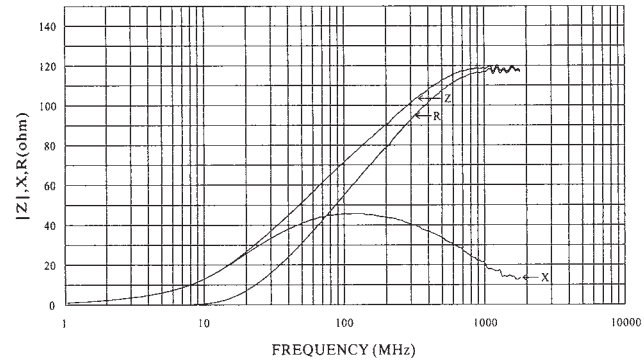
ADMLB-3216P-900S



ADMLB-3216P-900S



ADMLB-4516P-700S



ADMLB-4516P-700S

