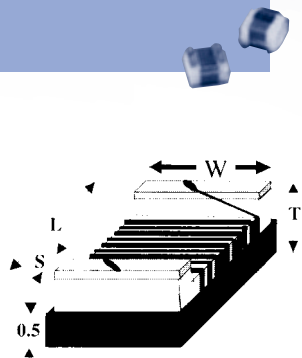


Wire Wound Chip

Surface Mount

ADWIA Series

ADWIA



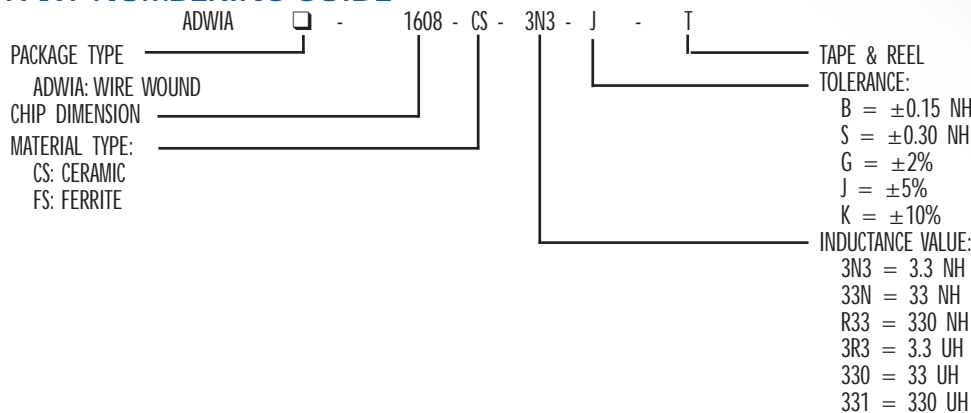
INTRODUCTION

The ADWIA series are wire wound type chip inductors widely used in the communication applications such as cellular phones, pagers, television tuners, radios, and other electronic devices. The wire wound features advance in higher self resonate frequency, better Q factor, and much stabler performance.

FEATURES

- Operating Temperature: -40°C to 85°C.
- Excellent solderability and resistance to soldering heat.
- Suitable for flow and reflow soldering.
- Good dimensions, high reliability, and easy surface mount assembly.
- 3 types of materials provide wide range of induction value for flexible needs.

PART NUMBERING GUIDE



SPECIFICATIONS

SIZE	LENGTH (L)	WIDTH (W)	THICKNESS (T)	TERMINAL (S)
	(inch) mm	(inch) mm	(inch) mm	(inch) mm
ADWIA-0603	(0.063 ± 0.008)	(0.041 ± 0.008)	(0.041 ± 0.008)	(0.014 ± 0.004)
	1.60 ± 0.2	1.05 ± 0.2	1.05 ± 0.2	0.35 ± 0.1
ADWIA-0805	(0.080 ± 0.008)	(0.050 ± 0.008)	(0.048 ± 0.008)	(0.016 ± 0.004)
	2.00 ± 0.2	1.25 ± 0.2	1.20 ± 0.2	0.40 ± 0.1
ADWIA-1008	(0.098 ± 0.008)	(0.063 ± 0.008)	(0.063 ± 0.008)	(0.020 ± 0.004)
	2.5 ± 0.2	2.00 ± 0.2	1.60 ± 0.2	0.50 ± 0.1
ADWIA-1210	(0.126 ± 0.008)	(0.098 ± 0.008)	(0.087 ± 0.008)	(0.020 ± 0.004)
	3.20 ± 0.2	2.50 ± 0.2	2.20 ± 0.2	0.50 ± 0.1

Wire Wound Chip

Surface Mount

ADWIA Ceramic Series



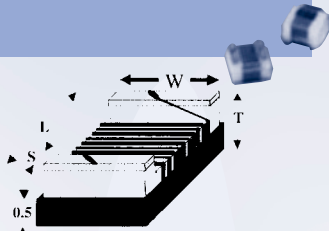
ADWIA-1210CS

INTRODUCTION

The ADWIA series are wire wound type chip inductors widely used in the communication applications such as cellular phones, pagers, television tuners, radios, and other electronic devices. The wire wound features advance in higher self resonate frequency, better Q factor, and much stabler performance.

FEATURES

- Operating Temperature: -40°C to 85°C.
- Excellent solderability and resistance to soldering heat.
- Suitable for flow and reflow soldering.
- Good dimensions, high reliability, and easy surface mount assembly.
- 3 types of materials provide wide range of induction value for flexible needs.



SPECIFICATIONS

SIZE	LENGTH (L) (inch) mm	WIDTH (W) (inch) mm	THICKNESS (T) (inch) mm	TERMINAL (S) (inch) mm
ADWIA-1210	(0.126 ± 0.008) 3.20 ± 0.2	(0.098 ± 0.008) 2.50 ± 0.2	(0.087 ± 0.008) 2.20 ± 0.2	(0.020 ± 0.004) 0.50 ± 0.1

ADWIA-1210CS (3225) SERIES STANDARD SPECIFICATIONS

PACKAGE TYPE	INDUCTANCE ¹ (nH)	PERCENT TOLERANCE	Q ² min.	S.R.F. ³ min. (MHz)	RDC ⁴ max. (Ω)	IDC ⁵ max. (mA)
ADWIA-1210CS 4N7 □T	4.7 @ 100 MHz	B,S	50 @ 1000 MHz	6000	0.06	600
ADWIA-1210CS 5N6 □T	5.6 @ 100 MHz	K,J,G	50 @ 1000 MHz	5500	0.08	600
ADWIA-1210CS 10N □T	10 @ 100 MHz	K,J,G	60 @ 500 MHz	4000	0.06	600
ADWIA-1210CS 12N □T	12 @ 100 MHz	K,J,G	60 @ 500 MHz	3400	0.06	600
ADWIA-1210CS 15N □T	15 @ 100 MHz	K,J,G	60 @ 500 MHz	3200	0.06	600
ADWIA-1210CS 18N □T	18 @ 100 MHz	K,J,G	60 @ 300 MHz	2800	0.06	600
ADWIA-1210CS 22N □T	22 @ 100 MHz	K,J,G	60 @ 300 MHz	2300	0.08	600
ADWIA-1210CS 27N □T	27 @ 100 MHz	K,J,G	60 @ 300 MHz	2000	0.08	600
ADWIA-1210CS 33N □T	33 @ 100 MHz	K,J,G	60 @ 300 MHz	1800	0.08	600
ADWIA-1210CS 39N □T	39 @ 100 MHz	K,J,G	60 @ 300 MHz	1800	0.08	600
ADWIA-1210CS 47N □T	47 @ 100 MHz	K,J,G	60 @ 300 MHz	1600	0.08	600
ADWIA-1210CS 56N □T	56 @ 100 MHz	K,J,G	60 @ 300 MHz	1500	0.10	600
ADWIA-1210CS 68N □T	68 @ 100 MHz	K,J,G	60 @ 300 MHz	1300	0.10	600
ADWIA-1210CS 82N □T	82 @ 100 MHz	K,J,G	60 @ 300 MHz	1200	0.10	600
ADWIA-1210CS R10 □T	100 @ 100 MHz	K,J,G	60 @ 300 MHz	1100	0.10	500
ADWIA-1210CS R12 □T	120 @ 50 MHz	K,J,G	60 @ 300 MHz	900	0.12	500
ADWIA-1210CS R15 □T	150 @ 50 MHz	K,J,G	60 @ 300 MHz	800	0.18	500
ADWIA-1210CS R18 □T	180 @ 50 MHz	K,J,G	60 @ 300 MHz	760	0.21	500
ADWIA-1210CS R22 □T	220 @ 50 MHz	K,J,G	60 @ 300 MHz	760	0.27	500
ADWIA-1210CS R27 □T	270 @ 50 MHz	K,J,G	50 @ 300 MHz	660	0.33	500
ADWIA-1210CS R33 □T	330 @ 50 MHz	K,J,G	50 @ 100 MHz	650	0.37	500
ADWIA-1210CS R39 □T	390 @ 50 MHz	K,J,G	50 @ 100 MHz	600	0.63	500
ADWIA-1210CS R47 □T	470 @ 50 MHz	K,J,G	50 @ 100 MHz	550	0.69	400
ADWIA-1210CS R56 □T	560 @ 50 MHz	K,J,G	50 @ 100 MHz	470	0.90	400
ADWIA-1210CS R68 □T	680 @ 25 MHz	K,J,G	50 @ 100 MHz	450	1.05	400
ADWIA-1210CS R82 □T	820 @ 25 MHz	K,J,G	50 @ 100 MHz	400	1.45	350
ADWIA-1210CS 1R0 □T	1000 @ 25 MHz	K,J,G	45 @ 100 MHz	340	2.10	280
ADWIA-1210CS 1R2 □T	1200 @ 7.96 MHz	K,J,G	45 @ 50 MHz	320	2.40	250
ADWIA-1210CS 1R5 □T	1500 @ 7.96 MHz	K,J,G	45 @ 50 MHz	300	2.70	220
ADWIA-1210CS 1R8 □T	1800 @ 7.96 MHz	K,J,G	45 @ 50 MHz	280	3.50	180
ADWIA-1210CS 2R2 □T	2200 @ 7.96 MHz	K,J,G	45 @ 50 MHz	260	3.80	150

¹Inductance is measured in HP-4291B impedance analyzer with HP-16192 fixture. ²Q is measured in HP-4291B impedance analyzer with HP-16192 fixture.

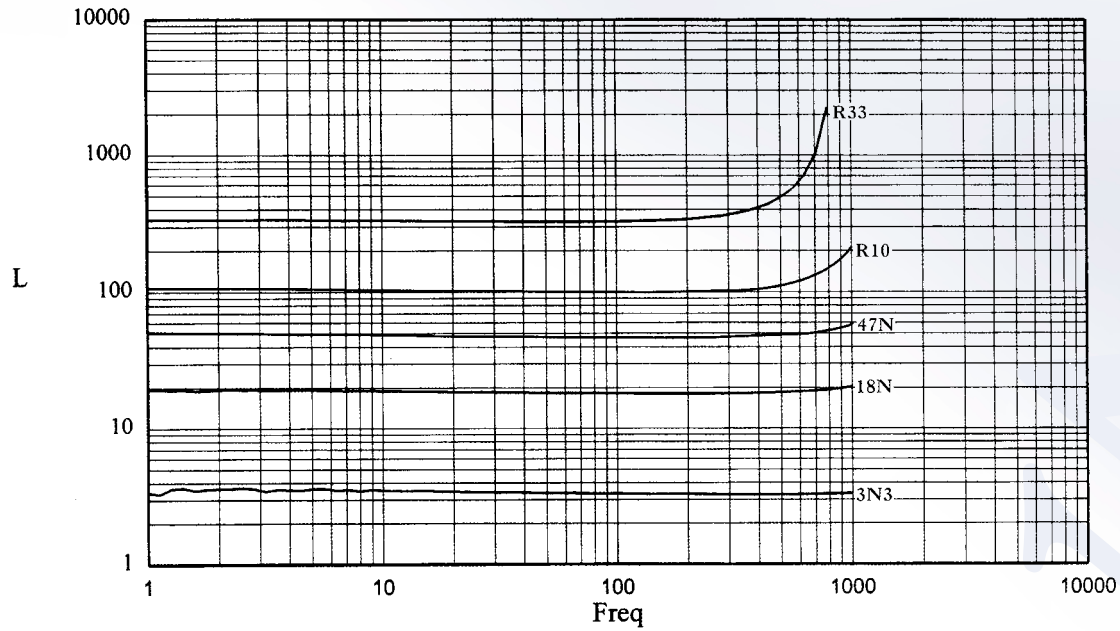
³SRF is measured in HP-8753E RF network analyzer with HP-16192 fixture. ⁴RDC is measured in HP-4338B milliohmmeter. ⁵For 15°C Rise.

Wire Wound Chip

Surface Mount

ADWIA Ceramic Series — Continued

ELECTRICAL CHARACTERISTIC
ADWIA-1210CS (3225)



ADWIA-1210CS (3225)

