

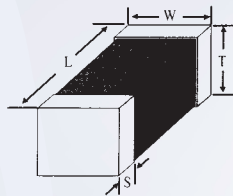
Multilayer Chip

Surface Mount

ADMLIA Series



ADMLIA



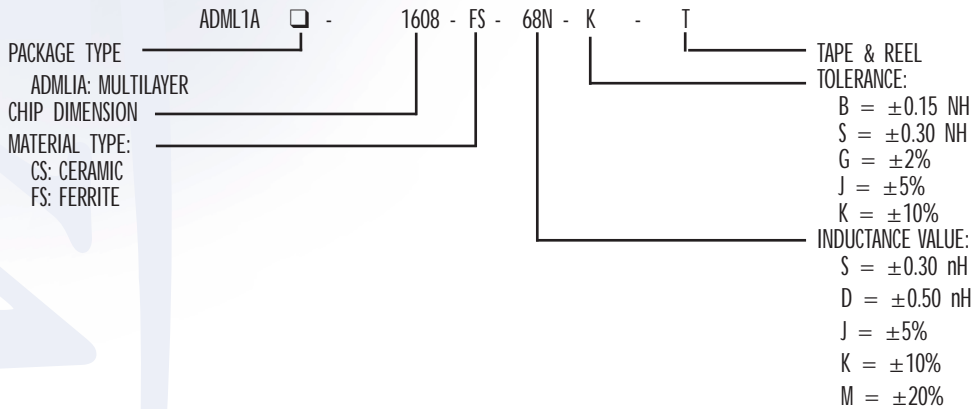
INTRODUCTION

The ADMLIA series are chip inductors widely used in the communication applications such as cellular phones, pagers, computers and other electronic devices. The device features in magnetic shielding which avoids cross coupling and crosstalk.

FEATURES

- Operating Temperature: -40°C to 85°C.
- Excellent solderability and resistance to soldering heat.
- Suitable for flow and reflow soldering.
- Good dimensions, high reliability, and easy surface mount assembly.
- 3 types of materials provide wide range of induction value for flexible needs.

PART NUMBERING GUIDE



SPECIFICATIONS

SIZE	LENGTH (L) (inch) mm	WIDTH (W) (inch) mm	THICKNESS (T) (inch) mm	TERMINAL (B) (inch) mm
ADMLIA-1005	(0.040 +/- 0.004) 1.0 +/- 0.10	(0.020 +/- 0.004) 0.50 +/- 0.10	(0.020 +/- 0.004) 0.50 +/- 0.10	(0.0092 +/- 0.004) 0.23 +/- 0.10
ADMLIA-1608	(0.063 ± 0.006) 1.60 ± 0.15	(0.031 ± 0.006) 0.80 ± 0.15	(0.031 ± 0.006) 0.80 ± 0.15	(0.016 ± 0.004) 0.30 ± 0.1
ADMLIA-2012	(0.080 ± 0.008) 2.00 ± 0.2	(0.050 ± 0.008) 1.25 ± 0.2	(0.033 ± 0.008) 0.85 ± 0.2	(0.020 ± 0.012) 0.50 ± 0.30
ADMLIA-2012	(0.080 ± 0.008) 2.00 ± 0.2	(0.050 ± 0.008) 1.25 ± 0.2	(0.050 ± 0.008) 1.25 ± 0.2	(0.020 ± 0.012) 0.50 ± 0.30

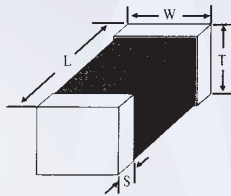
Multilayer Chip

Surface Mount

ADMLIA Ferrite Series



ADMLIA-1608FS



INTRODUCTION

The ADMLIA series are chip inductors widely used in the communication applications such as cellular phones, pagers, computers and other electronic devices. The device features in magnetic shielding which avoids cross coupling and crosstalk.

FEATURES

- Operating Temperature: -40°C to 85°C.
- Excellent solderability and resistance to soldering heat.
- Suitable for flow and reflow soldering.
- Good dimensions, high reliability, and easy surface mount assembly.
- 3 types of materials provide wide range of induction value for flexible needs.

SPECIFICATIONS

SIZE	LENGTH (A) (inch) mm	WIDTH (B) (inch) mm	THICKNESS (C) (inch) mm	TERMINAL (S) (inch) mm
ADMLIA-1608	(0.063 ± 0.006) 1.60 ± 0.15	(0.031 ± 0.006) 0.80 ± 0.15	(0.031 ± 0.006) 0.80 ± 0.15	(0.016 ± 0.004) 0.30 ± 0.1

ADMLIA-1608FS (0603) SERIES STANDARD SPECIFICATIONS

PACKAGE TYPE	INDUCTANCE ¹ (μ H)	PERCENT TOLERANCE	Q ² min.	S.R.F. ³ min. (MHz)	RDC ⁴ max. (Ω)	IDC ⁵ max. (mA)
ADMLIA-1608FS-47N □ - T	0.047 @ 50 MHz	M	10 @ 50 MHz	260	0.30	50
ADMLIA-1608FS-68N □ - T	0.068 @ 50 MHz	M	10 @ 50 MHz	250	0.30	50
ADMLIA-1608FS-82N □ - T	0.082 @ 50 MHz	M	10 @ 50 MHz	245	0.30	50
ADMLIA-1608FS-R10 □ - T	0.10 @ 25 MHz	K,M	15 @ 25 MHz	240	0.50	50
ADMLIA-1608FS-R12 □ - T	0.12 @ 25 MHz	K,M	15 @ 25 MHz	205	0.50	50
ADMLIA-1608FS-R15 □ - T	0.15 @ 25 MHz	K,M	15 @ 25 MHz	180	0.60	50
ADMLIA-1608FS-R18 □ - T	0.18 @ 25 MHz	K,M	15 @ 25 MHz	165	0.60	50
ADMLIA-1608FS-R22 □ - T	0.22 @ 25 MHz	K,M	15 @ 25 MHz	150	0.80	50
ADMLIA-1608FS-R27 □ - T	0.27 @ 25 MHz	K,M	15 @ 25 MHz	136	0.80	50
ADMLIA-1608FS-R33 □ - T	0.33 @ 25 MHz	K,M	15 @ 25 MHz	125	0.85	35
ADMLIA-1608FS-R39 □ - T	0.39 @ 25 MHz	K,M	15 @ 25 MHz	110	1.00	35
ADMLIA-1608FS-R47 □ - T	0.47 @ 25 MHz	K,M	15 @ 25 MHz	105	1.35	35
ADMLIA-1608FS-R56 □ - T	0.56 @ 25 MHz	K,M	15 @ 25 MHz	95	1.55	35
ADMLIA-1608FS-R68 □ - T	0.68 @ 25 MHz	K,M	15 @ 25 MHz	90	1.70	35
ADMLIA-1608FS-R82 □ - T	0.82 @ 25 MHz	K,M	15 @ 25 MHz	85	2.10	35
ADMLIA-1608FS-1R0 □ - T	1.0 @ 10 MHz	K,M	35 @ 10 MHz	75	0.60	25
ADMLIA-1608FS-1R2 □ - T	1.2 @ 10 MHz	K,M	35 @ 10 MHz	65	0.80	25
ADMLIA-1608FS-1R5 □ - T	1.5 @ 10 MHz	K,M	35 @ 10 MHz	60	0.80	25
ADMLIA-1608FS-1R8 □ - T	1.8 @ 10 MHz	K,M	35 @ 10 MHz	55	0.95	25
ADMLIA-1608FS-2R2 □ - T	2.2 @ 10 MHz	K,M	35 @ 10 MHz	50	1.15	15
ADMLIA-1608FS-2R7 □ - T	2.7 @ 10 MHz	K,M	35 @ 10 MHz	45	1.35	15
ADMLIA-1608FS-3R3 □ - T	3.3 @ 10 MHz	K,M	35 @ 10 MHz	40	1.55	15
ADMLIA-1608FS-3R9 □ - T	3.9 @ 10 MHz	K,M	35 @ 10 MHz	35	1.70	15
ADMLIA-1608FS-4R7 □ - T	4.7 @ 10 MHz	K,M	35 @ 10 MHz	33	2.10	15
ADMLIA-1608FS-5R6 □ - T	5.6 @ 4 MHz	K,M	35 @ 4 MHz	22	1.55	5
ADMLIA-1608FS-6R8 □ - T	6.8 @ 4 MHz	K,M	35 @ 4 MHz	20	1.70	5
ADMLIA-1608FS-8R2 □ - T	8.2 @ 4 MHz	K,M	35 @ 4 MHz	18	2.10	5
ADMLIA-1608FS-100 □ - T	10 @ 2 MHz	K,M	30 @ 2 MHz	17	1.85	3

¹Inductance is measured in HP-4291B impedance analyzer with HP-16192 fixture. ²Q is measured in HP-4291B impedance analyzer with HP-16192 fixture.

³S.R.F is measured in HP-8753E RF network analyzer with HP-16192 fixture. ⁴RDC is measured in HP-4338B millohmmeter. ⁵For 15°C Rise.

Multilayer Chip

Surface Mount

ADMLIA Ferrite Series — Continued

XTAL

OSC

VCXO
VCO

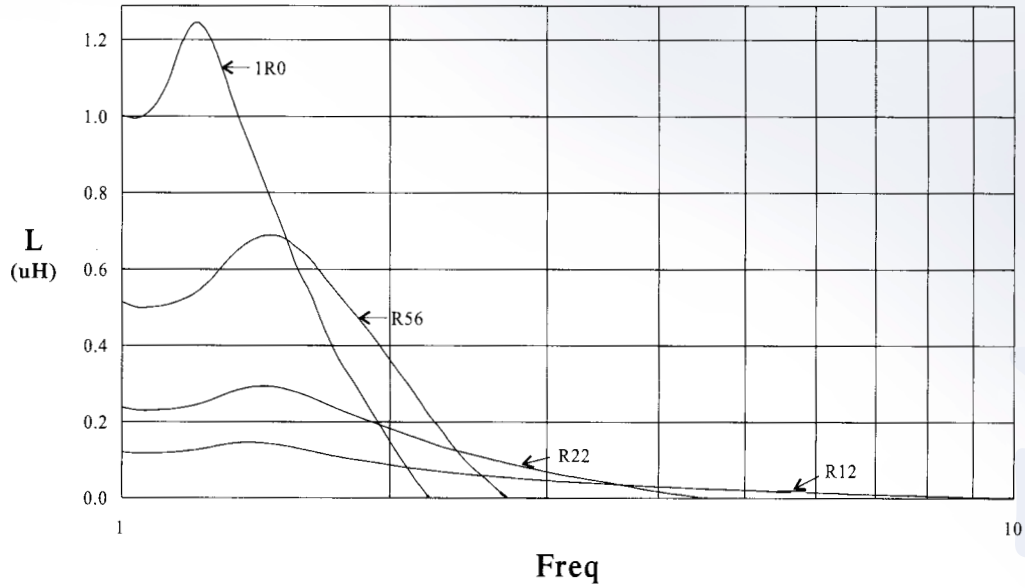
TCXO
VCTCXO

FLTR

RES

IND

ELECTRICAL CHARACTERISTIC
ADMLIA-1608FS (0603)



ADMLIA-1608FS (0603)

