

Insulated Wirewound Resistors, moulded
flame retardant, failsafe

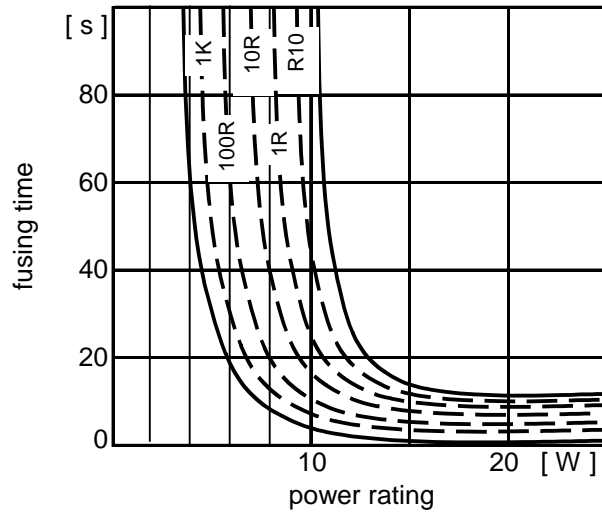


Specifications

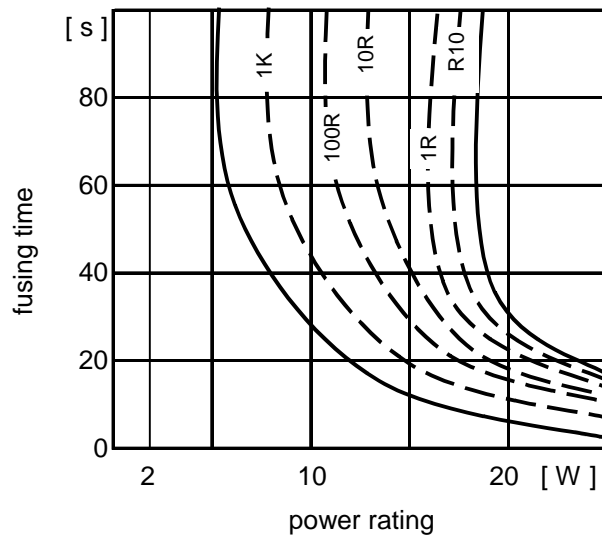
Type		BWF237-0	BWF236-0
Style		0411	0614
Power rating P_{70}	W	0,75 ($P_{50} = 1,0$)	1,5 ($P_{25} = 2,0$)
Resistance range	Ω	0R1 ... 1K	0R1 ... 1K
E-Series		E 24, E 12	
Tolerances	%	$\pm 5, \pm 10$	
Temperature coefficient	$10^{-6} \cdot K^{-1}$	- 400 ... + 1000, see table next page	
max. cont. work. voltage	V_{RMS}	$\sqrt{P_{70} \cdot R}$	
Insulation voltage (1min.)	V_{RMS}	700	1000
Insulation resistance	Ω	$> 10^4 M$	
Derating linear	$^{\circ}C$	70 ... 175 (0W)	
Climatic category		55/175/56	
Temperature range	$^{\circ}C$	- 55 ... 175	
Thermal resistance	KW^{-1}	140	80
Failure rate (Total, ϑ_0 max., 60% conf. lev.)	$10^{-9} \cdot h^{-1}$	appr. 100, depends on value	
Endurance (P_{70} , 1000h)	$\left[\frac{\Delta R}{R}\right] \%$	$\pm 5,0$ average	$\pm 10,0$ average
Damp heat, steady state (40 $^{\circ}C$, 93% r.h., 56d)	$\left[\frac{\Delta R}{R}\right] \%$	$\pm 2,0$	
Climatic sequence	$\left[\frac{\Delta R}{R}\right] \%$	$\pm 2,0$	
Terminal strength	$\left[\frac{\Delta R}{R}\right] \%$	± 1	
Terminal tensile strength	N	40	
Resistance to soldering heat (260 $^{\circ}C$, 10s)	$\left[\frac{\Delta R}{R}\right] \%$	$\pm 0,2$ typ.	
Solderability	s	2,5 Flowtime, solderglobule test, IEC 60068-2-20-T	
Marking		DIN-IEC-colour code, 5 bands (5th band (blue) for failsafe version)	

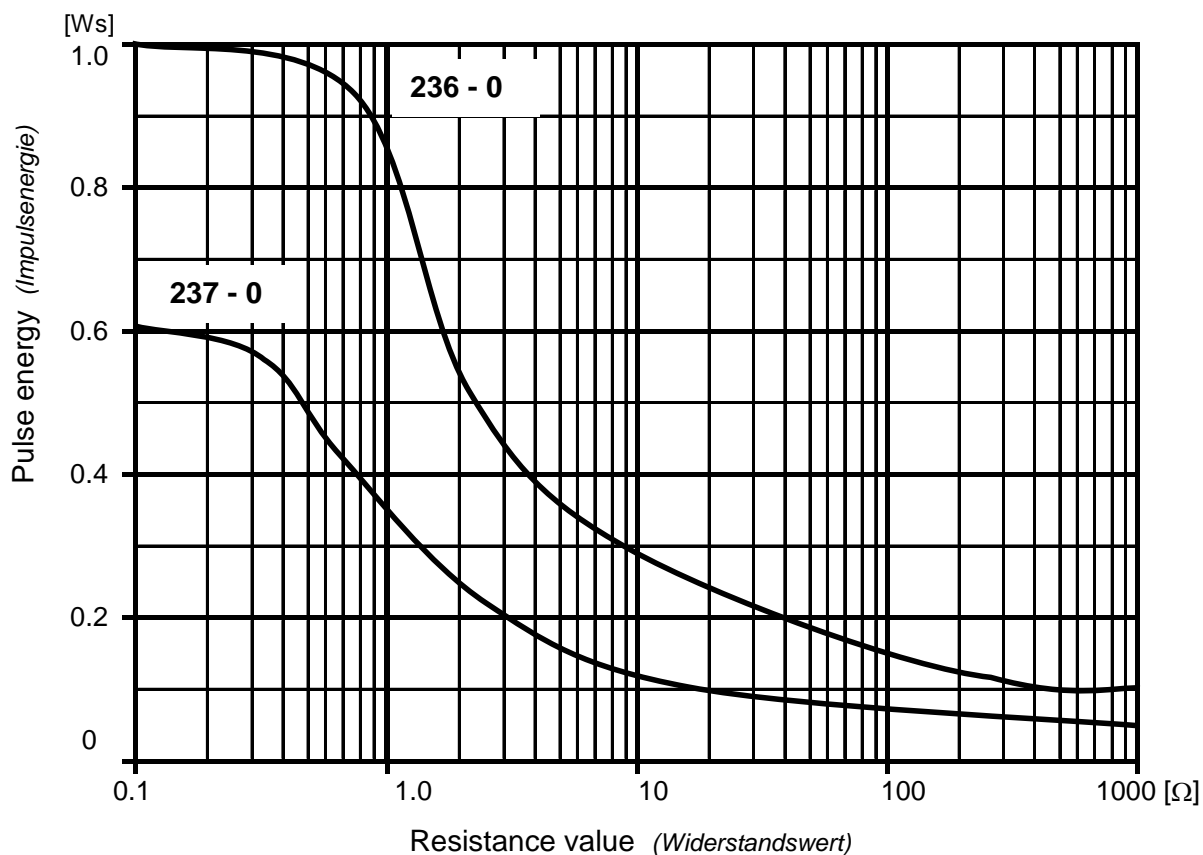
Revision 200807

Type BWF 237-0



Type BWF 236-0





The curves are expressing the range, where no substantial effects are caused of recurrent pulses.

(Die Kurven geben den Bereich an, in dem wiederholte Impulse keine merklichen Effekte am Widerstand hervorrufen.)

A single pulse with a 3 - 5 times higher value will cause the destruction of the resistor!

(Ein Einzelimpuls mit 3 - 5 fachem Wert führt zur Zerstörung des Widerstandes!)